



Phonics at Woolton Primary School



At WPS we follow the Read Write Inc (RWI) programme. RWI Phonics is a lively and vigorous teaching of synthetic phonics.

Look at the parent's page on the web for tips and resources for supporting your child at home: www.ruthmiskinliteracy.com or www.oup.com (download phonic sound presentation from parents page)
RWI resources are published by Oxford University Press

What is Phonics?

Phonics is the method of teaching reading through the identification of sounds and graphemes.

Sounds - All words are made up of sounds e.g. in 'mat' we have the sounds 'm', 'a', 't'.

Graphemes - A grapheme is another name for the letters we use to write the sound.

We teach phonics so that your children will have the tools to read any word.

The English alphabetic code is one of the most complex alphabetic codes in the world.

We have 44 sounds and over 150+ graphemes.

Digraph- 2 letters making one sound - **cow**

Trigraphs- 3 letters making one sound - **night**

Split digraphs- 2 vowels with a consonant inbetween.

Use to be known as the magic e!

spine - i_e (a_e o_e u_e e_e)

Children learn the 44 common sounds in the English language and how to sound-blend words for reading (decoding) at the same time as developing handwriting skills and spelling (encoding).

Children are taught to produce the sounds as shortly as possible eg. No 'uh' at the end of 's' and 'm'. These are called Pure sounds.

Children learn to read green words - these can be sounded out. Children also learn to read red words - these cannot be sounded out, we call these grotty graphemes eg said no.

Storybooks

Children also read a selection of lively storybooks and non-fiction books with words they can decode, so they achieve early success in reading. The more sounds they know the greater the range of texts they can read.

Fred

Fred helps children learn to read.



Fred can only talk in sounds... c-a-t. We call this Fred talk, you can have Fred talk at home ... any stuffed toy will do! If children understand Fred they can blend orally. Blending is needed for reading.

Fred helps children learn to spell as well. Children convert words into sounds. They press the sounds they hear on their fingers. We call this Fred Fingers.

How you can help your child

- By knowing the 44 pure sounds.
- By using speed sound cards with your child.
- By knowing how to blend using Fred talk for reading.
- By knowing how to do Fred fingers for spelling.







Phonics Screening Check

Every year in June, schools in the UK administer the Year 1 **Phonics Screening Check**. This is an assessment to confirm whether individual children in year 1 have learnt phonic decoding to an appropriate standard. It will identify the children who need extra help so they are given support by their school to improve their reading skills.

The test contains 40 words. Each child will sit one-to-one and read each word aloud to a teacher. The test will take approximately 10 minutes per child, although all children are different and will complete the check at their own pace. The list of words the children read is a combination of 20 real words and 20 pseudo words (nonsense words). The check is very similar to tasks the children already complete during phonics lessons.

Examples taken from the Phonics Screening Check

in	ot 
at	vap 
beg	osk 
sum	ect 

The results

Children will be scored against a national standard (*threshold is determined by DfE*)

We will inform you of whether your falls below or within this standard. If your child's score falls below the national standard they will re-take the Phonics Screening Check in year 2.

Complex Speed Sounds

Complex Speed Sounds

Consonant sounds

f	l	m	n	r	s	v	z	sh	th	ng
ff	ll	mm	nn	rr	ss	ve	zz	ti		nk
ph	le	mb	kn	wr	se		s	ci		
					ce					

b	c	d	g	h	j	p	qu	t	w	x	y	ch
bb	k	dd	gg		g	pp		tt	wh			tch
	ck				ge							
	ch				dge							

Vowel sounds

a	e	i	o	u	ay	ee	igh	ow
	ea				a-e	y	i-e	o-e
					ai	ea	ie	oa
						e	i	o

oo	oo	ar	or	air	ir	ou	oy	ire	ear	ure
ū-e			oor	are	ur	ow	oi			
ue			ore	er	er					
ew			aw	au						

Phonic Websites

<http://www.ruthmiskin.com/en/parents/>

Ruth Miskin Facebook:

<https://www.facebook.com/miskin.education>

Free e-books for home reading:

<http://www.oxfordowl.co.uk/Reading/Phonics Games> (children love buried treasure)

<http://www.phonicsplay.co.uk/>

<http://www.ictgames.com/literacy.html>

www.familylearning.org.uk/phonicsgames

www.tes.co.uk/teaching

www.lettersandsounds.com

www.busythings.co.uk (£12 per year)

www.oxfordowl.co.uk

Google - Mr Thorne phonics for clips on pronouncing sounds and fun games to play.

